


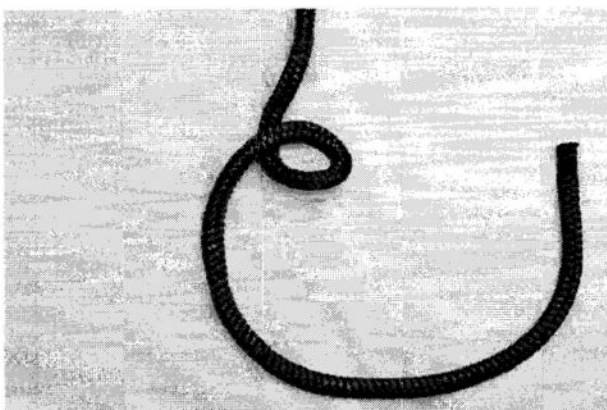
**Bowline** The Bowline makes a reasonably secure loop in the end of a piece of rope. Typically the Bowline was used when hauling tools and equipment.

Form a small loop leaving enough rope for the desired loop size. Pass the end of the rope through the loop as though making an overhand knot. Continue around the standing end and then back through the small loop.


1




2




3



4



5



6

